

SPIRAL WOUND GASKETS

Spiral Wound Gaskets are made of a preformed thin metallic strip combined with a soft sealing composite material, wound together under pressure to energize the sealing element to act like a spring when compressed between two flange faces. The sealing element can be used stand-alone or in conjunction with inner and/or outer rings depending on the application.

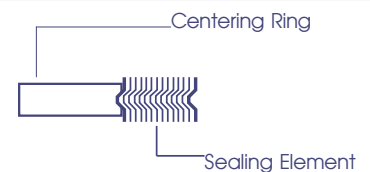
Spiral wounds are available in a full range of styles and materials and are manufactured in accordance with ASME B16.20 for use in all industry flanges, including ASME/ANSI B16.5, ASME B 16.47, Series A & B.



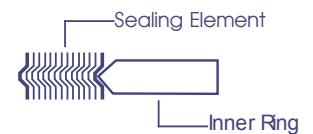
Style S are stand alone sealing element where the ID is reinforced with several layers of metal winding, filler material is then introduced to offer greater sealing ability.



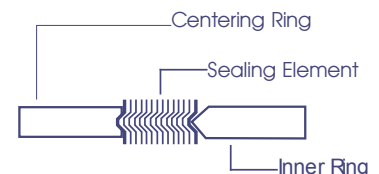
Style CS utilize an external ring where a sealing element is inserted into the grooved ID. The centering ring is designed to guide the gasket on a bolted flange and provide radial strength.



Style SI are the same as the style S except that a solid inner ring is utilized to prevent over compression. This design is also helpful in turbulent applications which are prone to cause erosion of the flange faces.



Style CSI are best suited for high pressure and temperature. The CSI gasket includes an inner ring which has proven to successfully eliminate inward buckling of the sealing element.



Approved gasket on Fire Test Report Performed by YARMOUTH RESEARCH AND TECHNOLOGY, LLC

Project Number: 2110 86

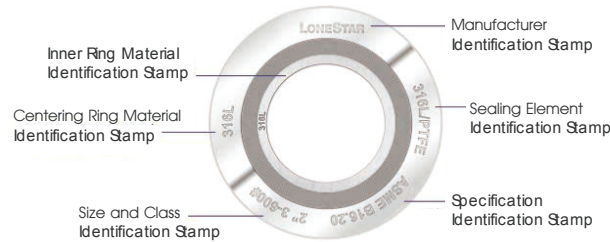
Non-Bending, On-shore or Open-offshore Test

www.yarmouthresearch.com

SPIRAL WOUND GASKETS

Style CS

Pipe Size	Filler O.D.		I.D.							O.D.						
	150-600	900-2500	150	300	400	600	900	1500	2500	150	300	400	600	900	1500	2500
1/2	1.25	1.25	0.75	0.75	0.75	0.75	0.75	0.75	0.75	1.88	2.13	2.13	2.13	2.50	2.50	2.75
3/4	1.56	1.56	1	1	1	1	1	1	1	2.25	2.63	2.63	2.63	2.75	2.75	3
1	1.88	1.88	1.25	1.25	1.25	1.25	1.25	1.25	1.25	2.63	2.88	2.88	2.88	3.13	3.13	3.38
1-1/4	2.38	2.38	1.88	1.88	1.88	1.88	1.56	1.56	1.56	3.00	3.25	3.25	3.25	3.50	3.50	4.13
1-1/2	2.75	2.75	2.13	2.13	2.13	2.13	1.88	1.88	1.88	3.38	3.75	3.75	3.75	3.88	3.88	4.63
2	3.38	3.38	2.75	2.75	2.75	2.75	2.31	2.31	2.31	4.13	4.38	4.38	4.38	5.63	5.63	5.75
2-1/2	3.88	3.88	3.25	3.25	3.25	3.25	2.75	2.75	2.75	4.88	5.13	5.13	5.13	6.50	6.50	6.63
3	4.75	4.75	4	4	4	4	3.75	3.63	3.63	5.38	5.88	5.88	5.88	6.63	6.88	7.75
4	5.88	5.88	5	5	4.75	4.75	4.75	4.63	4.63	6.88	7.13	7	7.63	8.13	8.25	9.25
5	7	7	6.13	6.13	5.81	5.81	5.81	5.63	5.63	7.75	8.50	8.38	9.50	9.75	10	11
6	8.25	8.25	7.19	7.19	6.88	6.88	6.88	6.75	6.75	8.75	9.88	9.75	10.50	11.38	11.13	12.50
8	10.38	10.13	9.19	9.19	8.88	8.88	8.75	8.50	8.50	11	12.13	12	12.63	14.13	13.88	15.25
10	12.50	12.25	11.31	11.31	10.81	10.81	10.88	10.50	10.63	13.38	14.25	14.13	15.75	17.13	17.13	18.75
12	14.75	14.50	13.38	13.38	12.88	12.88	12.75	12.75	12.50	16.13	16.63	16.50	18	19.63	20.50	21.63
14	16	15.75	14.63	14.63	14.25	14.25	14	14.25		17.75	19.13	19	19.38	20.50	22.75	
16	18.25	18	16.63	16.63	16.25	16.25	16.25	16		20.25	21.25	21.13	22.25	22.63	25.25	
18	20.75	20.50	18.69	18.69	18.50	18.50	18.25	18.25		21.63	23.50	23.38	24.13	25.13	27.75	
20	22.75	22.50	20.69	20.69	20.50	20.50	20.50	20.25		23.88	25.75	25.50	26.88	27.50	29.75	
24	27	26.75	24.75	24.75	24.75	24.75	24.75	24.25		28.25	30.50	30.25	31.13	33	35.50	




Temperature Limits

Material	Min.	Max.	Abrev.	Color	Material	Min.	Max.	Abrev.	Color
Inconel 600	-150 °F	2000 °F	INC 600	Gold	Incoloy 800	-150 °F	1600 °F	IN 800	White
Inconel 625	-150 °F	2000 °F	INC 625	Gold	Incoloy 825	-150 °F	1600 °F	IN 825	White
Inconel X750	-150 °F	2000 °F	INX	White	Alloy 20	-300 °F	1400 °F	A-20	Black
Monel 400	-200 °F	1500 °F	MON	Orange	Hastelloy C 276	-300 °F	2000 °F	HAST C	Beige
Nickel 200	-320 °F	1400 °F	NI	Red	304 SS	-320 °F	1400 °F	304	Yellow
PTFE	-400 °F	500 °F	PTFE	White	316L SS	-150 °F	1400 °F	316L	Green
Flexible Graphite	-350 °F	950 °F	FG	Light Silver	347 SS	-320 °F	1700 °F	347	Purple
Carbon Steel	-40 °F	1000 °F	CRS	Silver	Ceramic	-350 °F	2000 °F	CER	Green

SPIRAL WOUND GASKETS

Style CSI - Inner Ring

Flange Size	Pressure Class						
	150	300	400	600	900	1500	2500
1/2	0.56	0.56		0.56		0.56	0.56
3/4	0.81	0.81		0.81		0.81	0.81
1	1.06	1.06		1.06		1.06	1.06
1 1/4	1.5	1.5		1.5		1.31	1.31
1 1/2	1.75	1.75		1.75		1.63	1.63
2	2.19	2.19		2.19		2.06	2.06
2 1/2	2.62	2.62		2.62		2.5	2.5
3	3.19	3.19		3.1	3.1	3.1	3.1
4	4.19	4.19	4.04	4.04	4.04	3.85	3.85
5	5.19	5.19	5.05	5.05	5.05	4.9	4.9
6	6.19	6.19	6.1	6.10	6.1	5.8	5.8
8	8.5	8.5	8.1	8.10	7.75	7.75	7.75
10	10.56	10.56	10.05	10.05	9.69	9.69	9.69
12	12.5	12.5	12.1	12.1	11.5	11.5	11.5
14	13.75	13.75	13.5	13.5	12.63	12.63	
16	15.75	15.75	15.35	15.35	14.75	14.5	
18	17.69	17.69	17.25	17.25	16.75	16.75	
20	19.69	19.69	19.25	19.25	19	18.75	
24	23.75	23.75	23.25	23.25	23.25	22.75	



Style CSI - Series A

Flange Size	Pressure Class				
	150	300	400	600	900
26	25.75	25.75	26	25.5	26
28	27.75	27.75	28	27.5	28
30	29.75	29.75	29.75	29.75	30.25
32	31.75	31.75	32	32	32
34	33.75	33.75	34	34	34
36	35.75	35.75	36.13	36.13	36.25
38	37.75	37.5	37.5	37.5	39.75
40	39.75	39.5	39.38	39.75	41.75
42	41.75	41.5	41.38	42	43.75
44	43.75	43.5	43.5	43.75	45.5
46	45.75	45.38	46	45.75	48
48	47.75	47.63	47.5	48	50
50	49.75	49	49.5	50	
52	51.75	52	51.5	52	
54	53.5	53.25	53.25	54.25	
56	55.5	55.25	55.25	56.25	
58	57.5	57	57.25	58	
60	59.5	60	59.75	60.25	

Style CSI - Series B

Flange Size	Pressure Class				
	150	300	400	600	900
26	25.75	25.75	25.75	25.38	26.25
28	27.75	27.75	27.63	27	28.25
30	29.75	29.75	29.63	29.63	30.75
32	31.75	31.75	31.5	31.25	33
34	33.75	33.75	33.5	33.5	35.25
36	35.75	35.75	35.38	35.5	36.25
38	37.75	38.25	37.5	37.5	39.75
40	39.75	40.25	39.75	39.75	41.75
42	41.75	42.75	42	42	43.75
44	43.75	44.25	43.75	43.75	45.5
46	45.75	46.38	45.75	45.75	48
48	47.75	48.5	48	48	50
50	49.75	49.88	50	50	
52	51.75	51.88	52	52	
54	53.75	53.75	54.25	54.25	
56	56	56.25	56.25	56.25	
58	58.19	58.44	58	58	
60	60.44	61.31	60.25	60.25	